

Voya Quarterly Committee Report

As of June 30, 2024



Table of Contents

Topic	Page
Executive Summary	3
Asset Analysis	7
Distribution Analysis	9
Participant Services	13
Participant Outreach	15
Voya Update	19



Executive Summary



Executive Summary – Cash Flow Summary

April 1, 2024 to June 30, 2024

457 Plan	
Beginning Period Plan Assets	\$215,110,338.16
Contributions	\$3,717,219.16
Distributions	-\$3,075,694.13
Loan Activity	-\$1,879.24
Other Activity	-\$714,411.05
Dividends	\$417,726.45
Appreciate/Depreciation	\$2,239,296.76
Ending Period Plan Assets	\$217,692,596.11

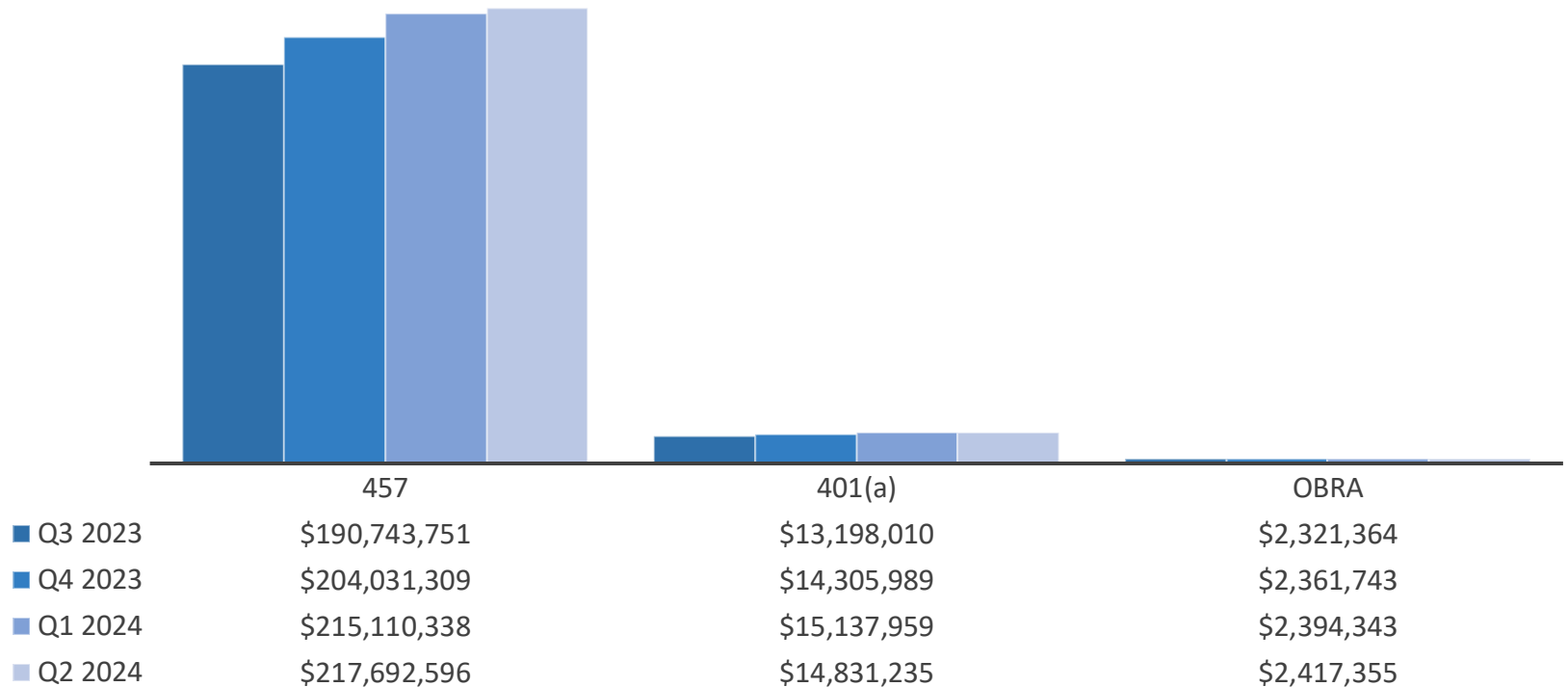
401(a) Plan	
Beginning Period Plan Assets	\$15,137,959.43
Contributions	\$186,141.92
Distributions	-\$489,119.52
Loan Activity	-\$23,631.92
Other Activity	-\$141,143.34
Dividends	\$30,743.73
Appreciate/Depreciation	\$130,284.62
Ending Period Plan Assets	\$14,831,234.92

OBRA Plan	
Beginning Period Plan Assets	\$2,394,342.91
Contributions	\$72,477.29
Distributions	-\$54,864.61
Other Activity	-\$9,216.78
Dividends	\$1,166.28
Appreciate/Depreciation	\$13,450.02
Ending Period Plan Assets	\$2,417,355.11



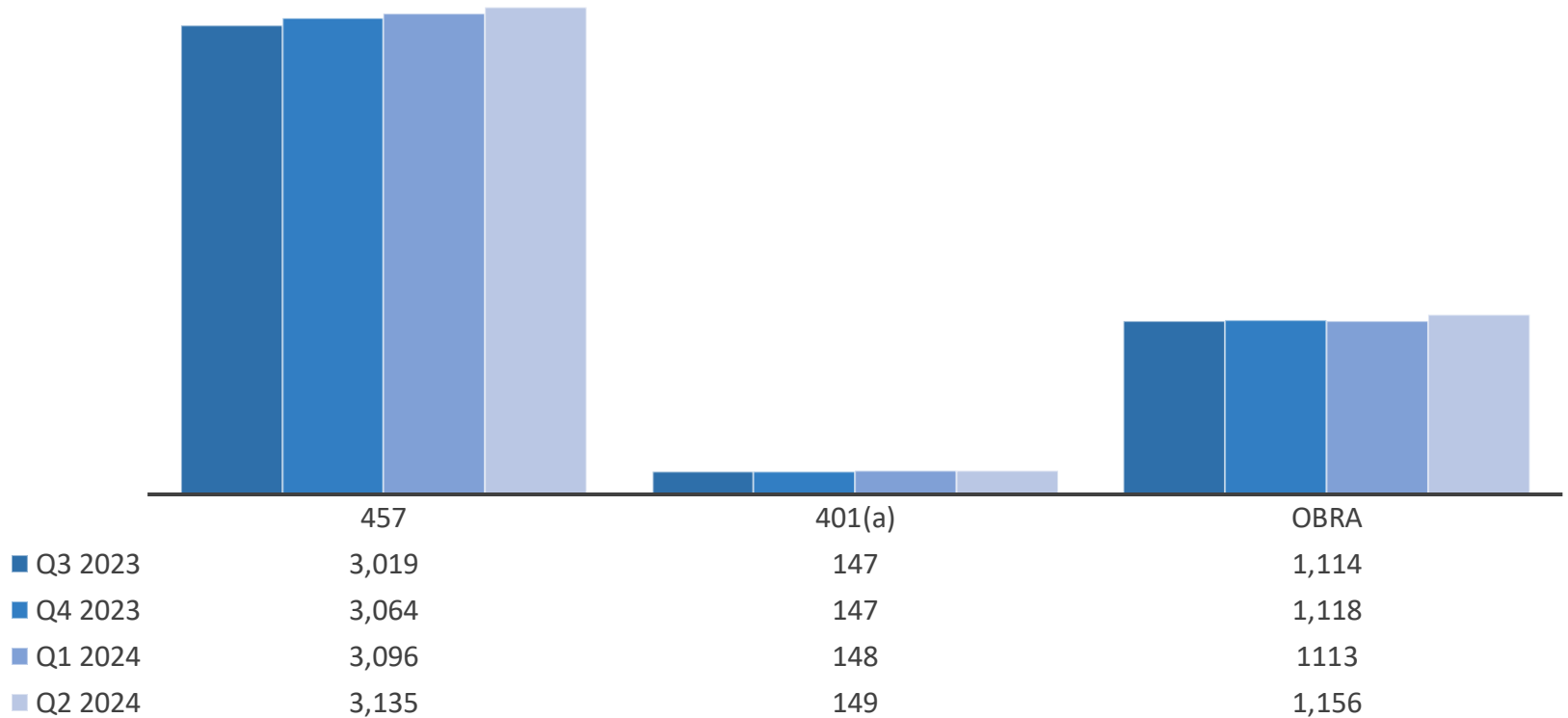
Executive Summary – Asset Growth

As of June 30, 2024



Executive Summary – Plan Participants

As of June 30, 2024

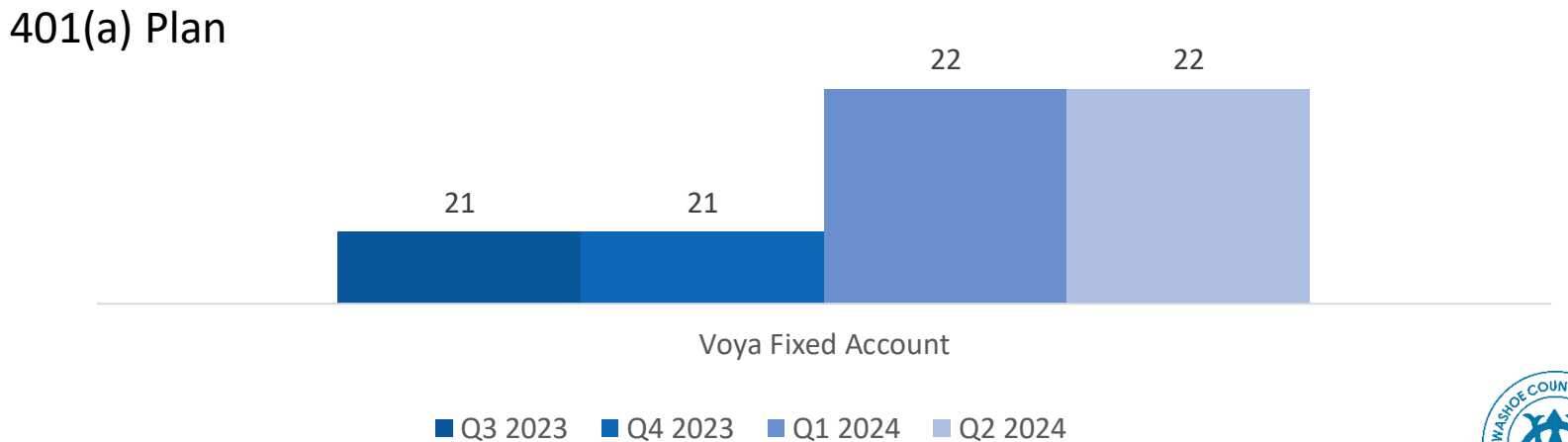
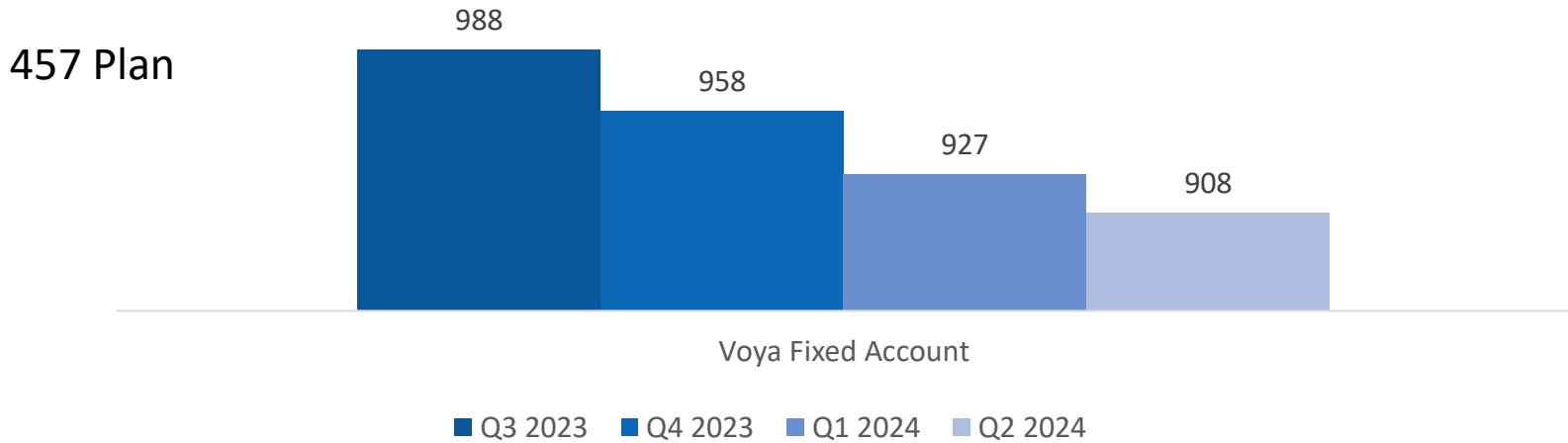


Asset Analysis



Participants with a Balance in a Single Fund

As of June 30, 2024



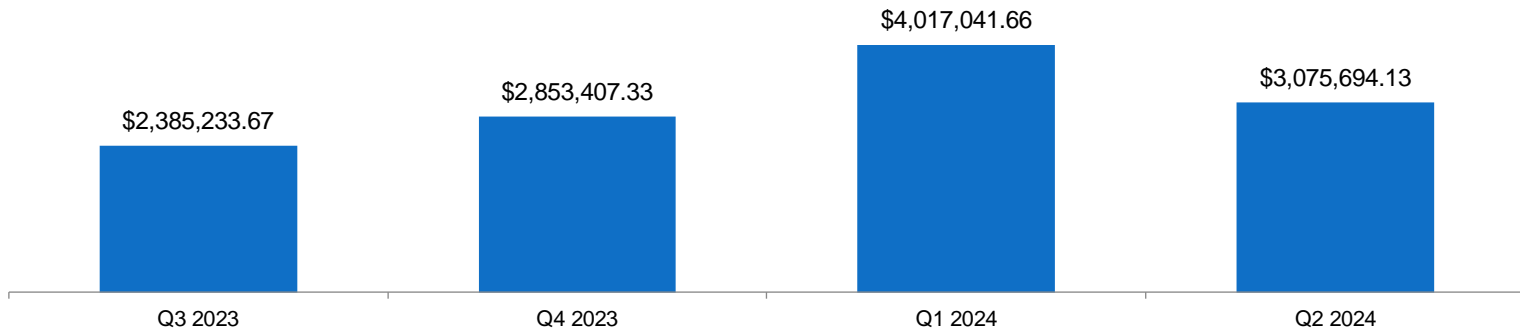
Distribution Analysis



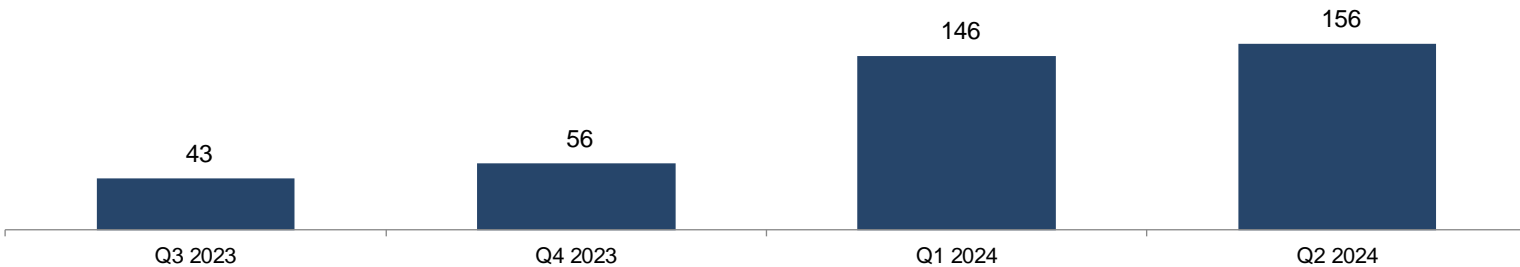
Participant Rollover Distributions

As of June 30, 2024

Total Outgoing Rollover \$ by Quarter




Total Outgoing Rollover # by Quarter



Top 10 Rollover Institutions

As of June 30, 2024



Loan Information

As of June 30, 2024

457 Plan	Q1 2024	Q2 2024
Total Number of Outstanding Loans	236	243
Number of General Loans	223	230
Number of Residential Loans	13	13
Total Outstanding Loan Balance	\$2,367,751.30	\$2,413,218.92
General Loan Balance	\$2,102,151.75	\$2,147,438.46
Residential Loan Balance	\$269,599.55	\$265,780.46
Total New Loans Initiated	31	23

401(a) Plan	Q1 2024	Q2 2024
Total Number of Outstanding Loans	13	12
Total Outstanding Loan Balance	\$128,168.00	\$145,500.44
Total New Loans Initiated	2	1



Participant Services



Participant Access Statistics

As of June 30, 2024

457 Plan	Internet	Mobile	VRS	Call Center
Inquiries by Type				
Total Participants (unique)	983	492	71	133
Total Inquiries	5,734	5,538	91	211

401(a) Plan	Internet	Mobile	VRS	Call Center
Inquiries by Type				
Total Participants (unique)	24	8	3	8
Total Inquiries	353	52	3	10

OBRA Plan	Internet	Mobile	VRS	Call Center
Inquiries by Type				
Total Participants (unique)	85	11	10	23
Total Inquiries	487	23	12	37



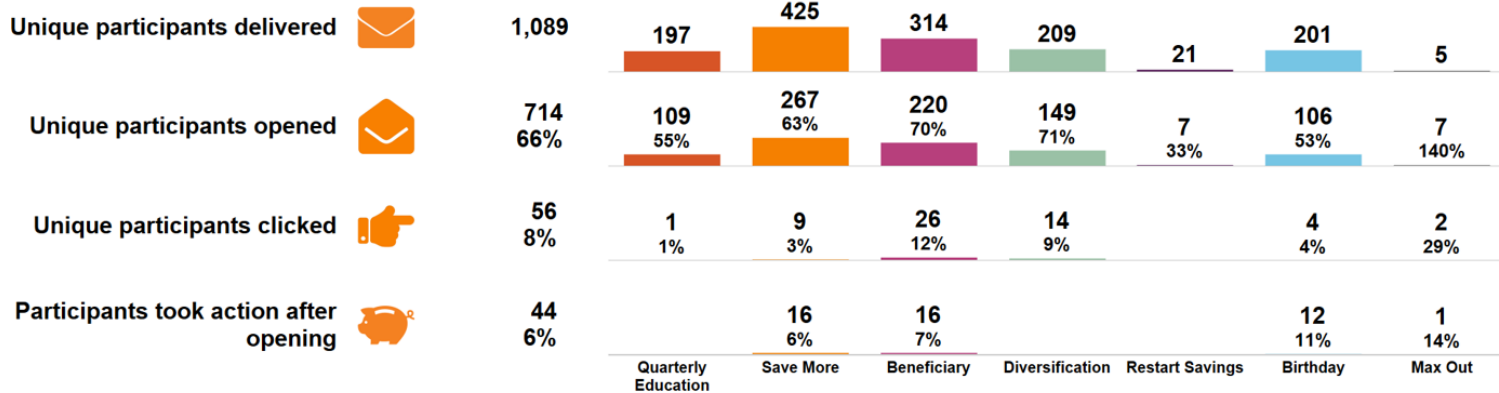
Participant Outreach



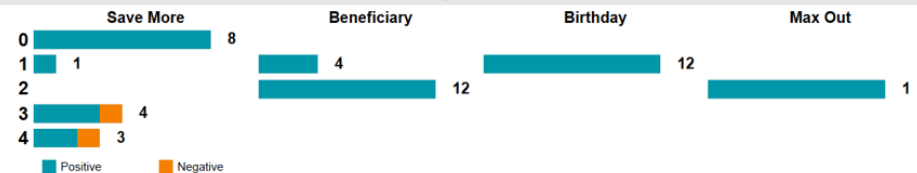
Participant Communications

As of June 30, 2024

Personalized Financial Wellness Messaging



Action details: total actions after email open



Potential financial impact: (those who changed deferral rate, excludes deferral amt)

Save More

\$29,546 of additional contributions per year. (11 participants increased their savings rate by 3.4% on average)



Participant Communications

As of June 30, 2024

Quarterly Education email

Date Delivered	Total	Unique opens
Q2 2024	197	109 (55%)

Save more email

Date Delivered	Total	Unique opens
Q2 2024	425	267 (63%)

Beneficiary email

Date Delivered	Total	Unique opens
Q2 2024	314	220 (70%)

Diversification email

Date Delivered	Total	Unique opens
Q2 2024	209	149 (71%)

Birthday email

Date Delivered	Total	Unique opens
Q2 2024	21	7 (33%)

Restart email

Date Delivered	Total	Unique opens
Q2 2024	21	7 (33%)

Max Out email

Date Delivered	Total	Unique opens
Q2 2024	5	7 (14%)



On-site Services

As of June 30, 2024

Q2 2024 -- Participant Activity

Activity	Impact
457 Plan Enrollments	78
401(a) Plan Enrollments	1
One-on-One Counseling Sessions	262
Group Seminar Meetings	7
Group Seminar Meeting Attendance	274



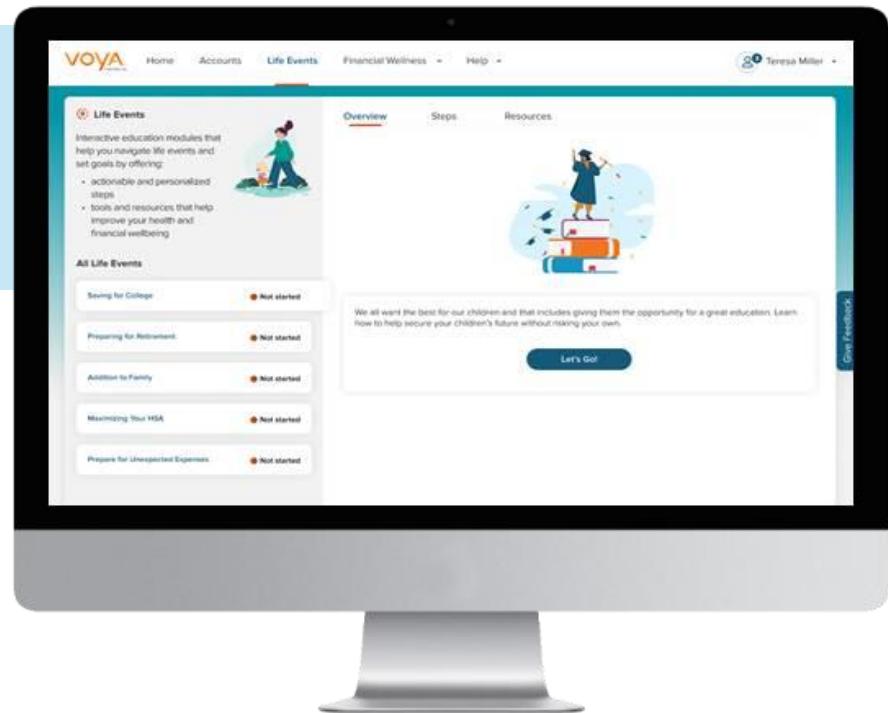
Voya Update



Voya Continues to Enhance the Participant Dashboard

Participant Dashboard Enhancements Life Events Experience

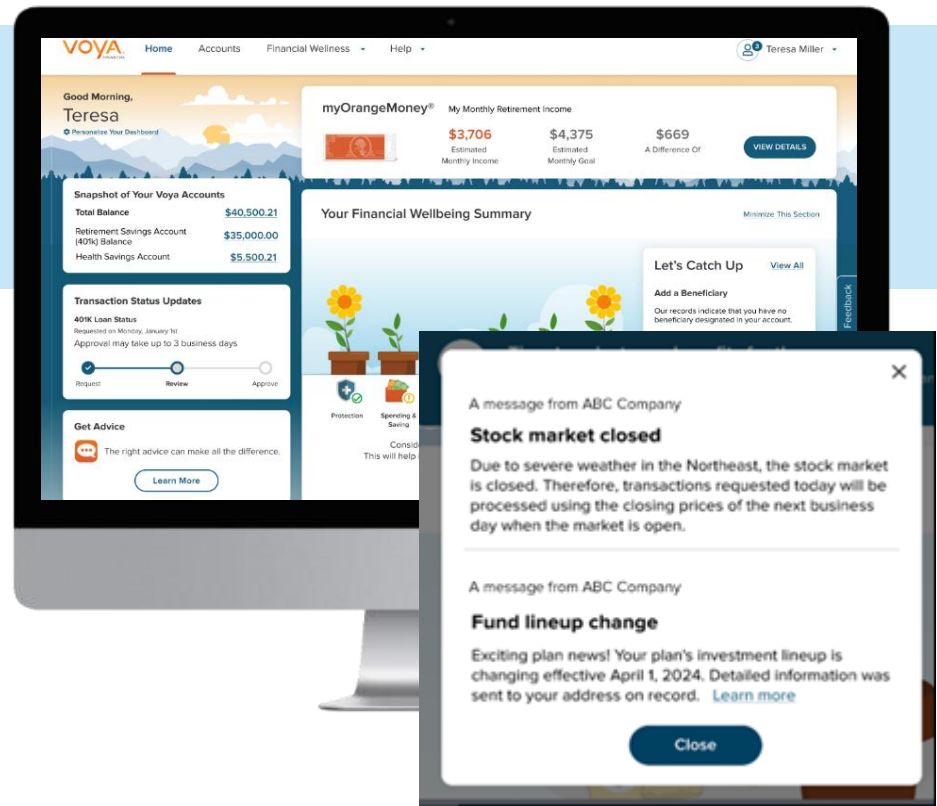
Participants can engage with the Live Events experience to help track their financial milestones, such as saving for college or preparing for retirement.



Voya Continues to Enhance the Participant Dashboard

Participant Dashboard Enhancements Display Messaging & Notifications

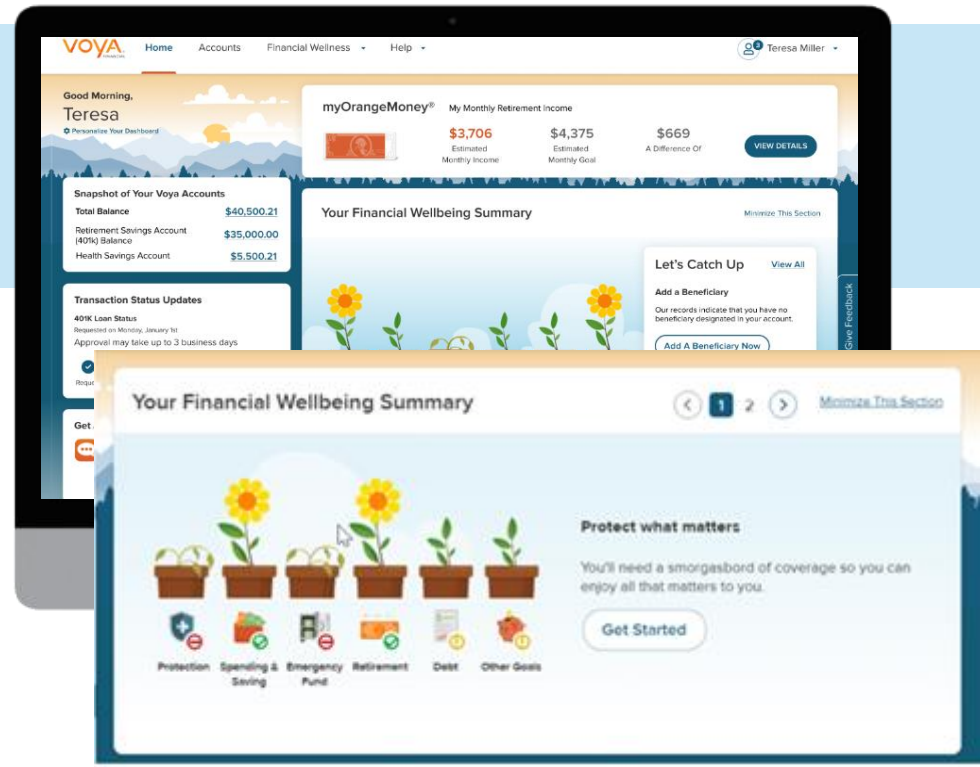
The dashboard will reflect messages and notifications as an overlay similar to how they have traditionally been presented in PWeb. This enhancement includes global, client, and plan-level messages/notifications.



Voya Continues to Enhance the Participant Dashboard

Participant Dashboard Enhancements Dynamic Financial Wellness Summary

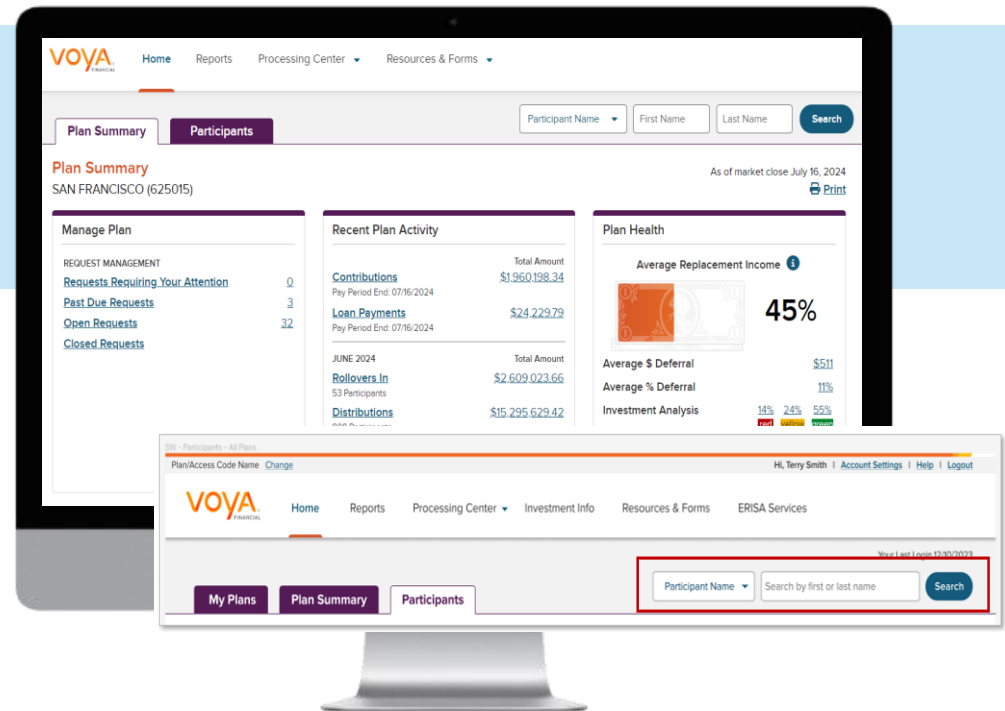
The Summary is displayed for participants who completed the Financial Wellness assessment. Flowerpot imagery represents the different Financial Wellness pillars in a fun and engaging way.



Voya Enhancements to the Sponsor Website

Sponsor Website Enhancements Persistent Participant Searching

With this enhancement, the participant search function is elevated from an in-page tile to a persistent element at the top of the pages. This makes it easier for Sponsors to search for participant information without having to return to a specific page to do so.



Voya Enhancements to the Sponsor Website

Sponsor Website Enhancements Reorganization of the Participant Listing

The list was reorganized to enable it to include a wider range of data, thereby reducing the need for the Sponsor to run multiple participant reports.

The screenshot displays the Voya Sponsor Website interface. The top navigation bar includes 'Home', 'Reports', 'Processing Center', and 'Resources & Forms'. The main content area is divided into several sections:

- Plan Summary:** Shows 'SAN FRANCISCO (625015)' and 'As of market close July 16, 2024'. It includes a 'Print' button and a search bar for participants.
- Manage Plan:** Lists 'REQUEST MANAGEMENT' with sub-items: 'Requests Requiring Your Attention' (0), 'Past Due Requests' (3), 'Open Requests' (32), and 'Closed Requests'.
- Recent Plan Activity:** Displays 'Contributions' (Total Amount: \$1,960,198.34) and 'Loan Payments' (Total Amount: \$24,229.79) for the period ending 07/16/2024. It also shows 'Rollovers In' (Total Amount: \$2,609,023.66) for JUNE 2024.
- Plan Health:** Features a 'Average Replacement Income' gauge at 45%, 'Average \$ Deferral' at \$511, and 'Average % Deferral' at 11%.

The 'Participant List' section is highlighted, showing a dropdown for 'ABC Retirement Savings Plan 1 (565011)' and an 'Enroll Participant' button. Below this, a table lists 25 results (showing 1-20):

Name	Last 4 SSN	Age	Status	Total Balance	YTD Contributions	Location	Plan Name & Number
ALLEN, RICHARD	1234	53.7	Active - Eligible for Contributions	\$1102,301.12	\$11,301.12	0001	ABC Retirement Savings Plan 1 (565011)
COSTA, PAULINE	5650	43.1	Active - Eligible for Contributions	\$102,301.12	\$12,301.12	0001	ABC Retirement Savings Plan 1 (565011)
DAVIS, ERIC	5631	52.3	Terminated - Awaiting Payment	\$20,301.12	\$2,301.12	0001	ABC Retirement Savings Plan 1 (565011)
FARMER, NANCY	9031	23.8	Active - Eligible for Contributions	\$102,301.12	\$7,903.36	0001	ABC Retirement Savings Plan 1 (565011)
FARMER, RICHARD	1234	53.7	Active - Eligible for Contributions	\$1102,301.12	\$11,301.12	0001	ABC Retirement Savings Plan 1 (565011)
GAUVIN, PAULINE	5650	43.1	Active - Eligible for Contributions	\$102,301.12	\$12,301.12	0001	ABC Retirement Savings Plan 1 (565011)
GLAD, ERIC	5631	52.3	Terminated - Awaiting Payment	\$20,301.12	\$2,301.12	0001	ABC Retirement Savings Plan 1 (565011)



Voya Enhancements to the Sponsor Website

Sponsor Website Enhancements Redesign of the Plan Contacts Section

The redesign allows for expanded partner contacts and integration of the “Contacts at your Organization” page into the Plan Contacts section.

The screenshot displays the Voya Financial website interface for a sponsor. The top navigation bar includes 'Home', 'Reports', 'Processing Center', and 'Resources & Forms'. Below this, there are search filters for 'Participant Name', 'First Name', and 'Last Name'. The main content area is titled 'Plan Summary' for 'SAN FRANCISCO (625015)'. A sidebar on the left shows 'Manage Plan' with options for 'REQUEST MANAGEMENT', 'Requests Requiring Your Attention' (0), 'Past Due Requests' (3), 'Open Requests' (32), and 'Closed Requests'. The main content area is divided into 'Recent Plan Activity' and 'Plan Health'. A pop-up window titled 'Plan Contacts' for 'ABC RETIREMENT SAVINGS PLAN I (565051)' is overlaid on the right. This window lists various roles and contact information:

- Request Management:** Terry Smith (865) 580-0000, terry.smith@voyafirm.com
- Voya Plan Manager:** Terry Smith (865) 580-0000, terry.smith@voyafirm.com
- Voya Relationship Manager:** Chris Davis (878) 960-0000, chris.davis@voyafirm.com
- Electronic Data Submission Team:** (800) 238-6372, Home Office Fax: (800) 643-8143
- Third Party Administration:** ANEW 401K TPA, LLC (502) 294-0833
- Advertisers:** Mary Smile (555) 780-0000, Art Charm (555) 780-0000
- Your Company Contacts:** Jen Williams (555) 780-0000, Director of Human Resources: Ashley Nameth (555) 780-0000
- ACH Wire/Credit:** Wells Fargo Bank, N.A., 420 Montgomery Street, San Francisco, CA 94104, (888) 384-8400
- Mailing:** Voya Institutional Trust Company, P.O. Box 3015, New York, NY 10116-3015



Voya Enhancements to the Sponsor Website

Sponsor Website Enhancements Balance Page Enhancements

The Plan Balance by Investment page now features each investment's Unit Price and Share Value within the table. This data was available in an earlier version of the page but was subsequently removed. Based on user feedback, the data has been brought back to the page.

